




TXT 1994.5 and up Series Forward and Reverse Cable Connections



A




B



C




D




E



F



G



H

Remove nuts and locks. Install a flat washer (A). Install lock (B). Install nut and torque (C). Install flat washer (D). Install cable end (E). Install flat washer and lock (F). Install nut (G). Torque nut (H).